

NEI Clean Infrastructure Fund

Capitalize on the transition to clean power with this unique, high growth global impact strategy

NEI

Growth and sustainability

Clean power sector growing faster than the broader economy with the characteristics of traditional infrastructure.


Innovation

Cleaner infrastructure being driven by companies and policymakers committed to investment in innovative technology solutions.

Decarbonization

Structural shift in the way we produce and consume energy to fuel clean infrastructure theme for decades to come.

Today



Coal and natural gas energy sources

Tomorrow



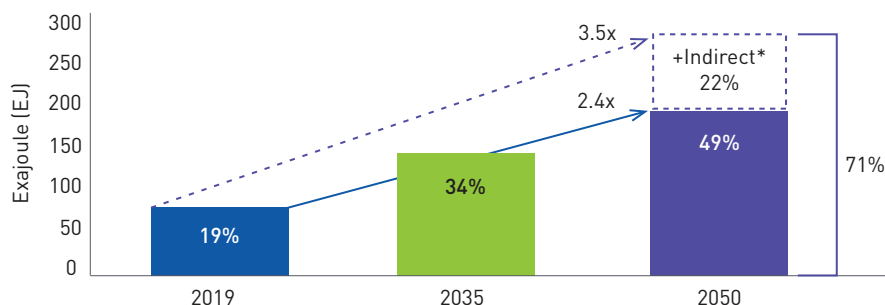
Renewable energy sources

Keys to successful investing in clean infrastructure

- Deep understanding of renewables developers and clean power producers
- Expertise to accurately assess the changing regulations and policies affecting these businesses
- Total return approach through high dividend yields and capital appreciation

Growth of clean infrastructure

Massive growth in electricity consumption with renewables expected to capture 70% of the transition to cleaner electricity generation¹



Ecofin Advisors Limited

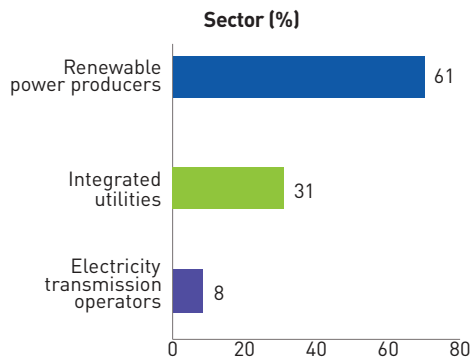
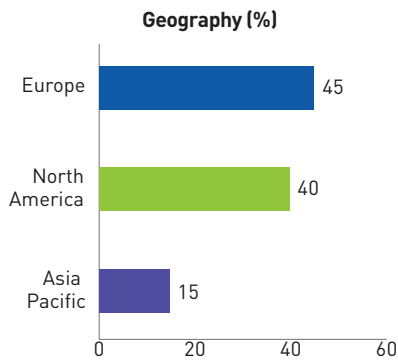
Managed by Ecofin Advisors Limited, a specialist in sustainable infrastructure investing with a strong performance track record and proven investment process.

- Two stage filter process to uncover low carbon electricity-generating companies, zero emission renewables developers and grid operators
- Rigorous bottom-up analysis of power generation sources, cash flow and detailed ESG assessment
- Measurable impact on emissions reduction (The Fund is >66% cleaner than the respective grids in which the underlying companies operate).

¹Source: BNEF 2021 New Energy Outlook. This chart contains projections; there is no guarantee these projections will be met. *Indirect electricity consumption refers to electricity used in hydrogen production. Unless otherwise indicated, all Ecofin Global Renewables Infrastructure Composite and index data is as of February 29, 2024, in C\$, sourced from Morningstar and Ecofin Advisors Ltd.

Next generation infrastructure: Ecofin Global Renewables Infrastructure Composite

As of February 29, 2024

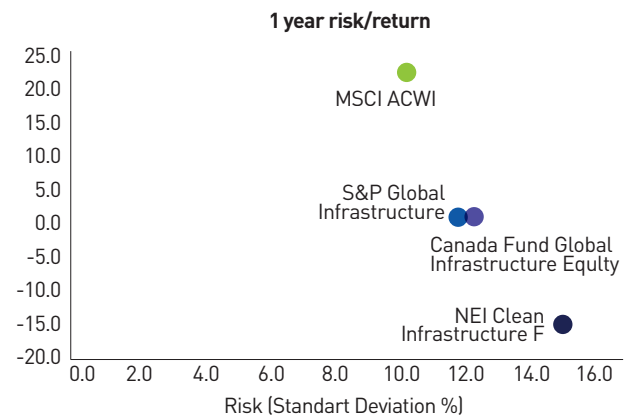


Company	%
ERG S.P.A	6.3
ReNew Energy Global PLC	5.7
NextEra Energy Inc.	5.7
Clearway Energy Inc.	5.6
Dominion Energy, Inc.	5.5
Edison International	5.1
Atlantica Sustainable Infrastructure plc	5.0
Public Service Enterprise Group Inc	5.0
Exelon Corporation	4.8
NextEra Energy Partners LP	4.7

Total return approach

NEI Clean Infrastructure Fund delivers the diversification benefits of traditional infrastructure plus long-term growth through a total return approach.

Investment	1	2	3	4	5	6	7
1 NEI Clean Infrastructure A	1.00						
2 S&P 500 TR USD	0.54	1.00					
3 S&P/TSX Composite TR USD	0.63	0.69	1.00				
4 MSCI ACWI NR USD	0.61	0.97	0.81	1.00			
5 FTSE Canada Universe Bond	0.91	0.51	0.69	0.59	1.00		
6 Bloomberg Global Aggregate TR Hdq CAD	0.88	0.47	0.68	0.56	0.93	1.00	
7 S&P Global Infrastructure NR USD	0.77	0.72	0.88	0.83	0.81	0.72	1.00



Fast facts

- ✓ Annual fixed distribution rate of **3% paid monthly***
- ✓ Concentrated portfolio of **20-40 holdings highly differentiated** than the benchmark
- ✓ \$1 million (CAD) investment implies the **avoidance of 386 tonnes of carbon per year**. Equivalent to the emissions of 1287 round-trip flights from Toronto to Montreal.²

Performance

Prefix: NWT.
As of February 29, 2024

Name	1 yr	SI	MER ³ %	Inception date
NEI Clean Infrastructure A	-15.8	-10.4	2.18	2022-03-01
NEI Clean Infrastructure F	-14.8	-9.4	1.07	2022-03-01
NEI Clean Infrastructure P	-15.6	-10.2	2.00	2022-03-01
NEI Clean Infrastructure PF	-14.6	-9.2	0.90	2022-03-01

³As of September 30, 2023

Fund codes

Prefix: NWT

Series	FE	NL
A	123	-
F	-	523
O	-	423
P	8123	-
PF	-	8523

²Source: Ecofin Advisors Limited in partnership with Carbon Analytics (hyperlink with co2analytics.com) annually update a global proprietary database of power generation companies with detailed CO2 emissions by source of power and by company. Carbon emissions per million dollars invested is a common way to normalize carbon reporting to allow for comparison between portfolios and benchmarks of different sizes. Flights equivalencies are calculated through Carbon Footprint (hyperlink with <https://calculator.carbonfootprint.com/calculator.aspx?tab=3>).

*The Portfolio will seek to pay a monthly distribution, consisting of income and/or return of capital of a fixed amount per unit determined as of December 31 in the previous year. The distribution policy is reviewed annually.

This material is for informational and educational purposes, and it is not intended to provide specific advice including, without limitation, investment, financial, tax or similar matters. The views expressed herein are subject to change without notice as markets change over time. Information herein is believed to be reliable, but NEI does not warrant its completeness or accuracy. Views expressed regarding a particular security, industry or market sector should not be considered an indication of trading intent of any funds managed by NEI Investments. Forward-looking statements are not guaranteed of future performance and risks and uncertainties often cause actual results to differ materially from forward-looking information or expectations. Do not place undue reliance on forward-looking information.

The S&P Global Infrastructure Index ("Index") and associated data are a product of S&P Dow Jones Indices LLC, its affiliates and/or their licensors and has been licensed for use by Northwest & Ethical Investments L.P. © 2022 S&P Dow Jones Indices LLC, its affiliates and/or their licensors. All rights reserved. Redistribution or reproduction in whole or in part are prohibited without written permission of S&P Dow Jones Indices LLC. For more information on any of S&P Dow Jones Indices LLC's indices please visit www.spdji.com. S&P® is a registered trademark of Standard & Poor's Financial Services LLC ("SPFS") and Dow Jones® is a registered trademark of Dow Jones Trademark Holdings LLC ("Dow Jones"). Neither S&P Dow Jones Indices LLC, SPFS, Dow Jones, their affiliates nor their licensors ("S&P DJI") make any representation or warranty, express or implied, as to the ability of any index to accurately represent the asset class or market sector that it purports to represent and S&P DJI shall have no liability for any errors, omissions, or interruptions of any index or the data included therein.

All information pertaining to the Ecofin Global Renewables Infrastructure Composite is for informational purposes only and should not be deemed as a guide to investing. Such information does not constitute a solicitation to invest in the NEI Clean Infrastructure Fund or representation of future performance related to the NEI Clean Infrastructure Fund. Commissions, trailing commissions, management fees and expenses all may be associated with mutual fund investments. Please read the prospectus and/or Fund Facts before investing. The indicated rates of return are the historical annual compounded total returns including changes in unit value and reinvestment of all distributions and do not take into account sales, redemption, distribution or optional charges or income taxes payable by any securityholder that would have reduced returns. Mutual funds are not guaranteed, their values change frequently, and past performance may not be repeated. Series F/PF units are only available to investors who participate in eligible fee-based programs with their registered dealers that have entered into a Series F/PF Distribution agreement with NEI Investments. NEI Investments is a registered trademark of Northwest & Ethical Investments L.P. ("NEI LP"). Northwest & Ethical Investments Inc. is the general partner of NEI LP and a wholly-owned subsidiary of Aviso Wealth Inc. ("Aviso"). Aviso is the sole limited partner of the NEI LP. Aviso is a wholly-owned subsidiary of Aviso Wealth LP, which in turn is owned 50% by Desjardins Financial Holding Inc. and 50% by a limited partnership owned by the five Provincial Credit Union Centrals and The CUMIS Group Limited.

All information pertaining to the Ecofin Global Renewables Infrastructure Composite is for informational purposes only and should not be deemed as a guide to investing. Such information does not constitute a solicitation to invest in the NEI Clean Infrastructure Fund or representation of future performance related to the NEI Clean Infrastructure Fund. Commissions, trailing commissions, management fees and expenses all may be associated with mutual fund investments. Please read the prospectus and/or Fund Facts before investing. Mutual funds are not guaranteed, their values change frequently, and past performance may not be repeated. Series F/PF units are only available to investors who participate in eligible fee-based programs with their registered dealers that have entered into a Series F/PF Distribution agreement with NEI Investments. NEI Investments is a registered trademark of Northwest & Ethical Investments L.P. ("NEI LP"). Northwest & Ethical Investments Inc. is the general partner of NEI LP and a wholly-owned subsidiary of Aviso Wealth Inc. ("Aviso"). Aviso is the sole limited partner of the NEI LP. Aviso is a wholly-owned subsidiary of Aviso Wealth LP, which in turn is owned 50% by Desjardins Financial Holding Inc. and 50% by a limited partnership owned by the five Provincial Credit Union Centrals and The CUMIS Group Limited.

NDG0034E CIF 03/24