

NEI Balanced Yield Portfolio

Designed to overcome the yield challenge in a yield-deprived market

NEI

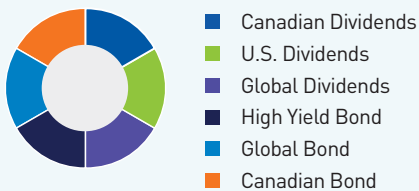
Opportunities

- Respond to income needs
- Address needs for total return
- Take advantage of market shifts

A multi-strategy approach

- A focus on yield generation
- Total return approach
- Diversified geographically and by asset class

One diversified yield solution



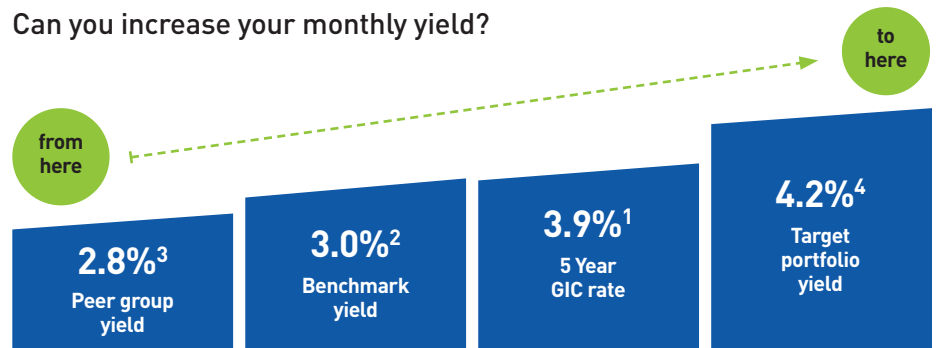
Aligning our in-depth networks and investment strategy

Institutional quality investment professionals, that collectively oversee over \$1 trillion in assets under management as of September 30, 2023.

- Federated Hermes
- Amundi Asset Management
- Lincluden
- Guardian Capital
- Principal Global Investors
- River Road
- Addenda Capital
- Wellington Management
- Ecofin Advisors Limited

A global income solution

Can you increase your monthly yield?



Absolute yield level, as of December 31, 2023. Mutual funds, unlike GICs, are not insured by the Canada Deposit Insurance Corporation or any other deposit insurer, nor guaranteed by any entity.

¹ Bank of Canada 5-Year GIC rate as of December 31, 2023.

² Benchmark Yield is calculated based on the trailing 12 month yield of the fund's blended benchmark (40% Bloomberg Barclays Global Aggregate Index (C\$ hedged), 45% MSCI ACWI NR Index (C\$) and 15% S&P/TSX Composite TR Index.).

³ Peer Group Yield is calculated based on the weighted average of dividend plus bond yields for funds in the global neutral balanced category as defined by CIFSC.

⁴ Target Portfolio Yield is calculated based on the current underlying fund's trailing 12 month yield. The calculated results are for illustrative purpose only. The actual portfolio yield may vary as portfolio holdings may change in the future.

Generate income today and build for tomorrow

Focused on 3 sources of yield generation:

1

Investment grade bonds

2

Equity dividend

3

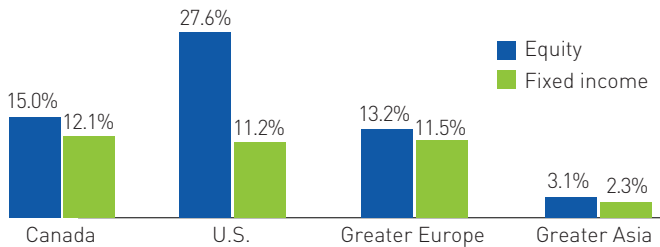
High yield bonds

The NEI Balanced Yield Portfolio uses a wide variety of global investment strategies to provide an active solution to generate diversified yield. The fund is a complement to any portfolio, investing in income generating assets with a tactical and total return approach.

Unless otherwise indicated, all fund and index data is as of December 31, 2023, in C\$, sourced from Impax Asset Management. Values may be rounded.

Geographical asset allocation

Based on underlying funds' target weight



Target asset allocation



	%
Equity	60
Fixed Income & Money Market	40



	%
EAFE Equity	28%
Global Bond	24%
Canadian Equity	16%
U.S. Equity	16%
Canadian Bond	10%
High Yield Bond	6%

Underlying fund returns, Series I

Fund name	Target asset allocation %	1 yr	3 yr	5 yr	10 yr	SI
NEI Canadian Dividend	10	7.3	12.8	6.2	8.2	9.0
NEI U.S. Dividend	10	1.9	8.7	4.9	9.8	6.6
NEI Global Dividend RS	14	9.4	5.9	7.6	8.9	10.4
NEI Global Equity RS	9	14.8	4.9	6.0	10.1	7.8
NEI International Equity RS	5	19.4	1.8	4.0	7.0	5.6
NEI ESG Enhanced Index	6	9.8	10.5	-	-	6.9
NEI Clean Infrastructure	6	-16.3	-	-	-	-11.9
ishares iBoxx \$ Investment Grade Corporate Bond ETF	1	6.5	-3.0	2.1	5.2	3.7
SPDR Portfolio Intermediate Term Corporate Bond ETF	1	4.4	-0.3	1.9	4.8	4.1
NEI Canadian Bond	10	-0.4	-4.4	1.0	2.3	4.5
NEI Global Total Return Bond	17	4.1	0.3	2.1	-	3.2
NEI Global Impact Bond	5	2.4	-3.3	-	-	-2.9
NEI Global High Yield Bond	6	10.5	2.0	2.9	4.4	5.7

Holdings may change at any time. Series I units are available for direct purchase only to institutional or high net worth investors who negotiate and pay management fees directly to the manager.

Fast facts

- ✓ Managed by NEI Investments
- ✓ Low to medium risk tolerance
- ✓ Investment objective is to provide long-term capital appreciation by investing in a diversified mix of yield generating equity and income funds
- ✓ Managed by strategic and tactical asset allocations focused on yield generation
- ✓ Annual fixed distribution rate of 5%, paid monthly*

*The Portfolio will seek to pay a monthly distribution, consisting of income and/or return of capital of a fixed amount per unit determined as of December 31 in the previous year. The distribution policy is reviewed annually.

Performance

As of December 31, 2023

	Annualized returns %					Inception date
	1 yr	3 yr	5 yr	SI	MER %	
(Series A)	2.9	0.8	0.8	2.3	2.29	2015-01-08
(Series F)	4.2	2.0	2.1	3.6	1.04	2015-01-16
(Series P)	3.2	1.1	1.2	2.2	2.00	2015-01-29
(Series PF)	4.3	2.2	2.3	3.2	0.87	2015-02-20

⁶ Audited as of September 30, 2023

The management expense ratio is based on audited total expenses (excluding commissions and other fund transaction costs) for the year ended September 30, 2022 and is expressed as an annualized percentage of daily average net assets value during the period. Series F/PF units are only available to investors who participate in eligible fee-based programs with their registered dealers that have entered into a Series F/PF Distribution agreement with NEI Investments. Commissions, trailing commissions, management fees and expenses all may be associated with mutual fund investments. Please read the prospectus and/or Fund Facts before investing. The indicated rates of return are the historical annual compounded total returns including changes in unit value and reinvestment of all distributions and do not take into account sales, redemption, distribution or optional charges or income taxes payable by any securityholder that would have reduced returns. Mutual funds are not guaranteed, their values change frequently and past performance may not be repeated. In situations where a fund's or series' fixed distributions exceed net income and realized capital gains of that fund or series, the distributions may consist in whole or in part of a return of capital, which could diminish the ability to generate future earnings. This material is for informational and educational purposes and it is not intended to provide specific advice including, without limitation, investment, financial, tax or similar matters. Please consult with your own professional advisor on your particular circumstances. NEI Investments endeavors to ensure that the contents have been compiled or derived from sources that we believe are reliable and contain information that is accurate and complete. However, NEI Investments makes no representation or warranty, express or implied, in respect thereof, takes no responsibility for any errors and omissions contained herein. NEI Investments is a registered trademark of Northwest & Ethical Investments L.P. ("NEI LP"). Northwest & Ethical Investments Inc. is the general partner of NEI LP and a wholly-owned subsidiary of Aviso Wealth Inc. ("Aviso"). Aviso is the sole limited partner of the NEI LP. Aviso is a wholly-owned subsidiary of Aviso Wealth LP, which in turn is owned 50% by Desjardins Financial Holding Inc. and 50% by a limited partnership owned by the five Provincial Credit Union Centrals and The CUMIS Group Limited.

Fund codes

Prefix: NWT

Series	FE	NL
A	1%	-
F	-	597
O	-	496
P	8196	-
PF	-	8597